

The Three Goats Gruff Go to the Greener Side



Supplemental Activity Workbook

This packet contains classroom activity suggestions and worksheets to reinforce concepts from the Playbook® story and to go beyond the story into the content areas of Language Arts, Math, Science, Social Studies, Art, Health, etc., as well as Character Development.

Activities range in age appropriateness and skill level so that teachers can choose activities that best suit their particular students. An Answer Key is provided on the last page.

Garden Matching



Directions: Write the letter of the correct word from the word bank below on the line next to what it means.

1. _____ to fool someone
2. _____ these are found in foods and are important for our bodies
3. _____ not showing fear
4. _____ used to cross a road or river
5. _____ a male goat
6. _____ loud noise
7. _____ hard to lift, large
8. _____ a female goat
9. _____ sneaking up on
10. _____ an idea for how to do something
11. _____ part of certain plants that can be eaten and are healthy
12. _____ feeling stressed or upset

A.
billy

B.
heavy

C.
bridge

D.
worried

E.
vitamin

F.
vegetable

G.
creeping

H.
brave

I.
trick

J.
nanny

K.
plan

L.
crash



The Troll is a Big Bully

In *The Three Goats Gruff Go to the Greener Side*, the Troll is a bully. If he just wanted to find food, he could leave the bridge and chase animals. Instead, he waits by the bridge and keeps anyone from crossing. The goats decide to trick the Troll.

If you are the target of the bully, there are some better ways of dealing with the problem.

Bullying is when someone hurts or scares a person on purpose. Usually, bullying happens over and over. There are a few different kinds of bullying:

- * **Bullying by hitting, kicking, pushing, punching**
- * **Bullying by teasing, starting rumors, hate talk**
- * **Bullying by telling other kids things like:** "No one play with Mary", "No one wants to play with him", "Don't be her friend." These are examples of things children say to keep another person from being a part of an activity. While children have the right to choose not to play with another child, they should not try to hurt the other person's feelings.

If you are being bullied, here are some good things to do:

1. Get help from an adult. (It is important not to let someone get away with bullying.)
2. Ignore the bully.
3. Walk away from the bully.
4. Stand up tall, speak up, look the bully in the eye, and say, "Leave me alone!" This shows that you are confident in yourself.
5. Stick with others.

Directions: Your teacher will divide the class into pairs, and will ask one of you to play the part of the Troll and one of you to play the part of a goat. Pretend you are at the bridge in the story. With your partner, act out how the goat and the troll could work out their problem nicely. The Troll and the goat should tell each other how they feel. Why does the goat want to cross the bridge? Why doesn't the Troll want the goat to cross the bridge? You may also use the ideas from the list above.

The Three Goats' Adventure

Part A: Answer the following questions about the story on the lines below.

1. Why do the three goats want to go to the other side of the river?

2. Which goat crosses the bridge first?

3. Why does Big Brother Gruff think the Troll will be afraid of him?

4. What are some things Big Brother Gruff tells the Troll he eats?

5. What does Sister Gruff tell the Troll to get him to follow her to the garden?

6. Name one of the foods the Troll points to in the garden that is not a green food.

Part B: Write the name of the story character who said the words shown.

1. "Come closer and see these fresh vegetables." _____

2. "I do not want to eat trash!" _____

3. "And even worse, I never eat green foods." _____

4. "The hill has good food, but the troll is bad!"

5. "I have heard of a farmer who lives across the bridge..."





Fun, Colorful Foods



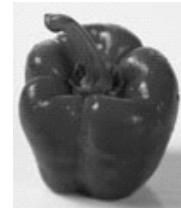
The three goats Gruff know that eating green, leafy foods and vegetables is important for growing and staying healthy. It's not just the green vegetables that are good for you, though! For the best health, you should eat vegetables of *all* different colors! Vegetables of different colors have different vitamins and minerals that your body needs. Don't forget the dark green ones though, because they usually have the *most* vitamins and minerals. Here are some examples of vegetables that will help you grow healthy and strong!

Green Vegetables:

- Chicory
- Collard Greens
- Dandelion Greens
- Kale
- Mustard Greens
- Spinach
- Swiss Chard
- Asparagus
- Broccoli

Other Colors:

- Carrots (*orange*)
- Onions (*white, yellow, purple*)
- Eggplant (*purple*)
- Sweet Potatoes (*orange*)
- Bell Peppers (*red, green, yellow*)
- Tomatoes (*red*)
- Corn (*yellow*)



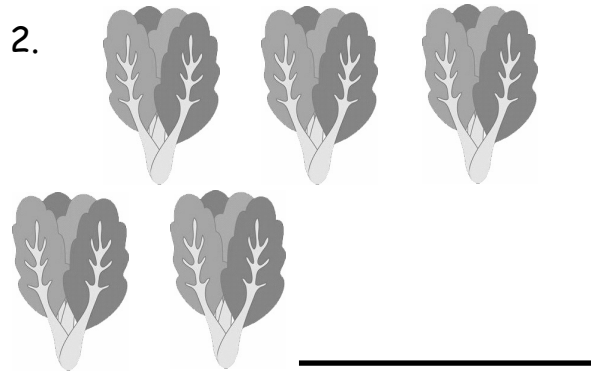

Directions: Using the Internet or magazines, find pictures of the kinds of vegetables listed above and any others. Cut out the pictures and make a colorful collage on separate piece of paper. On the front or back of your sheet of paper, write the names of the vegetables you show in your collage. Your teacher may ask you do make your collage at home, or may bring in materials for you to make your collage in the classroom. Think about what interesting foods you would like to ask your parents to cook for you at home!



Counting Success!



Part A: Count the number of items for each problem and write the answer on the line.



Solve the math problems below and write the answers in the spaces given.

3. $37 + 32 =$ _____


4. $47 - 27 =$ _____

Part B: Help the three goats Gruff trick the troll and cross the river! Solve the word problems below and write the answers on the lines.

1. There are 8 goats on the side of the river where no food is left. 3 of the goats cross the bridge to the greener side. How many goats are left on the first side of the river?

2. The Troll needs to walk 5 steps across the garden to reach the farmer's trap. The Troll moves 3 steps towards the trap, past a row of carrots. How many more steps does he need to go for the farmer to trap him?

3. Sister Gruff tells the Troll about 15 kinds of green foods. 9 of them are dark green and the rest are light green. How many light green foods does she tell the Troll about?



Veggie Phonics

Part A: Pretend Big Brother Gruff teaches the Troll about vowel sounds instead of green foods! The "o" in **goat** makes a long vowel sound, and the "o" in **got** makes a short vowel sound. Help the Troll learn about vowel sounds by writing whether the following underlined vowels in the words below are long or short.

- | | |
|------------------------|----------------------------------|
| 1. <u>g</u> reen _____ | 6. <u>p</u> acked _____ |
| 2. <u>u</u> nch _____ | 7. <u>a</u> ble _____ |
| 3. <u>w</u> ise _____ | 8. <u>t</u> rap _____ |
| 4. <u>f</u> it _____ | 9. <u>s</u> tr <u>o</u> ng _____ |
| 5. <u>b</u> est _____ | 10. <u>c</u> age _____ |

Part B: Rhyming words end in the same sounds, like **green** and **mean**. Write the letter of the rhyming word in the second list for each word on the first list.


- _____ light
- _____ dark
- _____ grow
- _____ horn
- _____ oat
- _____ eat
- _____ bell

- | | |
|----------|----------|
| A. meet | E. spell |
| B. slow | F. boat |
| C. born | G. mark |
| D. right | |





Color the Scene!



To download and print extra copies of this page, visit www.playbooks.com/supplements.

Did They Do the Right Thing?

Directions: In the story, the farmer plans to send the Troll away to a circus. Is this a good way to fix the problem? Do you think the troll could become nicer or is keeping him away the safest thing to do for the other animals? Write your answer on the lines below. Your teacher may ask you to share what you think in a class discussion.

A black and white illustration of a cartoon werewolf. The werewolf is depicted with a large, bushy tail, a wide, toothy grin showing sharp teeth, and a somewhat mischievous or playful expression. It is wearing a striped shirt and pants. The werewolf is standing next to a wooden fence, with its right hand resting on the fence. The background is a simple, light-colored sky with some faint clouds.

Do Goats Really Eat Everything?



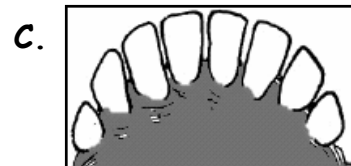
You have probably seen goats in cartoons eating tin cans or old rags. Even in *The Three Goats Gruff Go to the Greener Side*, Big Brother Gruff tells the Troll that he eats buttons and old shoes! Goats do not *really* eat everything!

Their favorite food is fresh, green grass, just like the goats in the story want on the other side of the river. Goats *do* eat more different kinds of plants than sheep and cows, which lets them grow well living in difficult places.

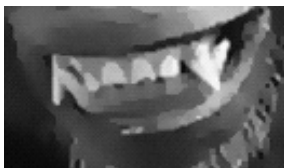
All animals eat plants or other animals for food. An animal's teeth are shaped to help it eat the kind of food it needs. Animals that eat meat (*carnivores*) have sharp, pointed teeth and animals that eat plants (*herbivores*) have flat teeth. Animals that eat both plants and meat (*omnivores*) have *both* sharp and flat teeth.

Directions: Circle the letter of the correct picture or answer the question on the line.

1. Which picture below shows goat teeth?



2. Do goats eat more types of plants than sheep? _____
3. Animals that eat only meat are called: _____
4. Is a goat a carnivore, herbivore, or omnivore? _____
5. Is the animal with the following teeth most likely a carnivore, herbivore, or omnivore?



6. Do goats really eat tin cans? _____

Source: <http://acga.org.au/goatnotes/C001.php>



The Three Goats Gruff Go to the Greener Side

Answer Key For Teacher Use Only

Garden Matching

- | | |
|------|-------|
| 1. I | 7. B |
| 2. E | 8. J |
| 3. H | 9. G |
| 4. C | 10. K |
| 5. A | 11. F |
| 6. L | 12. D |

Counting Success!

- | Part A: | Part B: |
|---------|------------|
| 1. 4 | 1. 5 goats |
| 2. 5 | 2. 2 steps |
| 3. 69 | 3. 6 foods |
| 4. 20 | |

Veggie Phonics

- | Part A: | Part B: |
|----------|---------|
| 1. long | 1. D |
| 2. short | 2. G |
| 3. long | 3. B |
| 4. short | 4. C |
| 5. short | 5. F |
| 6. short | 6. A |
| 7. long | 7. E |
| 8. short | |
| 9. short | |
| 10. long | |

The Three Goats' Adventure

Part A:

1. They need to find more food.
2. Little Brother Gruff
3. Big Brother Gruff has big horns.
4. Weeds, buttons, and old shoes.
5. She tells him she hasn't eaten any dark green foods today.
6. corn, carrots

Part B:

1. Sister Gruff
2. Troll
3. Big Brother Gruff
4. Little Brother Gruff
5. Sister Gruff

Do Goats Really Eat Everything?

1. C
2. yes
3. carnivores
4. herbivore
5. omnivore
6. no





Playbooks Reader's Theater

27702 Crown Valley D-4 #165

Ladera Ranch, CA 92694

1-866-616-7562

www.playbooks.com

© 2010 Playbooks Reader's Theater, Ladera Ranch, CA
The Playbook® format is protected under U.S. Patent Nos. 6,683,611,
6,859,206, and 7,456,834 with additional patents pending.