


# A Tumblestone Tune



## Supplemental Activity Packet

This packet contains classroom activity suggestions and worksheets to reinforce concepts from the Playbook® story and to go beyond the story into the content areas of Language Arts, Math, Science, Social Studies, Art, Health, etc., as well as Character Development.

Activities range in age appropriateness and skill level so that teachers can choose activities that best suit their particular students. An Answer Key is provided on the last page.



# Choose the Victim

**Directions:** Match the definition with the correct word from the word bank at the bottom of the page.

1. \_\_\_\_\_ famous for being bad
2. \_\_\_\_\_ clever and sneaky
3. \_\_\_\_\_ benefit
4. \_\_\_\_\_ a law against something
5. \_\_\_\_\_ a holder for carrying a pistol
6. \_\_\_\_\_ team; group
7. \_\_\_\_\_ stress; a bad feeling in the air
8. \_\_\_\_\_ style
9. \_\_\_\_\_ an event
10. \_\_\_\_\_ thief; a person who breaks the law
11. \_\_\_\_\_ to think; suppose
12. \_\_\_\_\_ to win against in a competition

holster	devious	advantage	squad
reckon	notorious	flair	incident
tension	defeat	bandit	ban

# Clever Classmates

In the story, some of the characters have clever names like **Devious Darla**. This is called **alliteration**. Alliteration is the repetition of a sound at the beginning of two or more neighboring words. Now it's your turn to create alliterations.

**Directions:** Come up with alliterations to go along with the names of friends, family members, and pets. Fill up the list below. Then share the names with your class.



Example: Fun Fred

- |           |           |
|-----------|-----------|
| 1. _____  | 13. _____ |
| 2. _____  | 14. _____ |
| 3. _____  | 15. _____ |
| 4. _____  | 16. _____ |
| 5. _____  | 17. _____ |
| 6. _____  | 18. _____ |
| 7. _____  | 19. _____ |
| 8. _____  | 20. _____ |
| 9. _____  | 21. _____ |
| 10. _____ | 22. _____ |
| 11. _____ | 23. _____ |
| 12. _____ | 24. _____ |

# Cowboy Fun



**Directions:** Use the word bank below to find the words in the puzzle.



K	R	E	R	M	K	M	A	O	C	X
Y	W	A	L	T	U	O	E	S	H	C
R	N	W	N	S	T	D	D	O	A	L
W	Z	O	T	G	O	E	B	C	P	W
P	R	A	O	R	E	Q	A	N	S	A
X	N	A	Z	L	Q	E	N	O	O	W
G	F	Q	N	M	A	I	D	R	S	T
R	N	A	V	G	U	S	A	B	I	L
S	P	U	R	S	L	X	N	Q	Q	A
A	X	D	T	F	J	E	A	C	J	M
S	V	A	F	S	U	R	R	R	F	U

<b>bandana</b>	<b>bronco</b>	<b>chaps</b>	<b>mustang</b>	<b>outlaw</b>
<b>range</b>	<b>rodeo</b>	<b>saloon</b>	<b>spurs</b>	<b>wrangler</b>

Name \_\_\_\_\_



# Opposite Feelings

**Directions:** In the story, the character Quick Whip Cowboy changes people for the good with his musical lasso. Imagine yourself being changed from a bank robber into a singing citizen! In the boxes below, draw two pictures of yourself, one before you experienced the musical lasso of sound, and one after. Then, on the lines below the boxes, write about this situation and what changed your attitude to make you

**Before**

**After**

---

---

---

---

---

---

To download and print extra copies of this page, visit [www.playbooks.com/supplements](http://www.playbooks.com/supplements).

# Let's See What You Know

**Directions:** Answer the following questions based on what you know from the book, *A Tumblestone Tune*.

1. What is something surprising about Quip Whip Cowboy's past?

---

---

2. Explain why Quick Whip decides to become good and start trying to make a positive difference in the town and beyond.

---

---

---

3. How does the story of Quick Whip Cowboy inspire Amiga #3?

---

---

4. Quick Whip Cowboy gives to his community by helping people be the best they can be. What are some ways *you* could help out in your neighborhood or school?

---

---

---

---

5. Explain how music can bring people together in something positive.

---

---



# Math Wrangler

**Directions:** Use your math skills to answer to the following questions.

1. The saloon had 95 glasses of root beer ready. They gave away 55 glasses. How many glasses of lemonade do they have left?
  
2. Devious Darla has 29 coins in her pocket. Sinister Sam has 11 fewer coins than Devious Darla. Robbing Robby has 14 more coins than Devious Darla. How many coins does Robbing Robby have?
  
3. The bartender made 47 gallons of root beer. He divided the gallons equally among 12 people. How many full gallons did he give each person?
  
4. Using the digits 9, 3, 2, 1, and 4, make an equation using three addition signs. Hint: The digits aren't all used in the ones place. The equation must equal 37.

$$\underline{\quad} + \underline{\quad} + \underline{\quad} + \underline{\quad} = 37$$



# Tumblestone Tune Music

**Directions:** Practice singing this song about Quick Whip Cowboy and how you can make a difference, too. It is sung to the tune of “Home on the Range.”

## Chorus



**Boom boom in the sky. It reminds**




**us to dig deep and try. Try**



**to be caring and give a help-ing hand to those**



**in need when-ever we can.**



**Because**



**kind-ness can go a long, long, long way and to-gether**



**We will sa - ave the day!**



# Quick Whip's Favorite

The first drink Quick Whip Cowboy orders when he walks into the saloon is root beer! Using this recipe, make your own delicious root beer floats.

## Root Beer Float

### **Ingredients:**

4 scoops vanilla ice cream  
1 can (12 ounces) or root beer, chilled

### **Directions:**

1. In a blender, combine two scoops of ice cream and 3/4 cup of root beer and blend until the mixture is smooth.
2. Pour into two tall glasses.
3. Add a scoop of ice cream to the top of each glass and fill them up with the remaining root beer.
4. Enjoy your cold and tasty treat!

### **Source:**

<http://www.delish.com/recipefinder/root-beer-float-ghk?ocid=lifestyle>



# Discussion Prompt

## For Teacher Use Only

Quick Whip Cowboy was a frontier hero for the town of Tumblestone. As a class, discuss how Quick Whip Cowboy earned this reputation and why. Write these answers on the board.

Next, brainstorm what makes a person a hero and why people need heroes. Write the answers on the board.

As a second exercise, split the class up into small groups of four or five students to discuss their personal heroes. Within the groups, have each student talk about their hero, and why they admire that person. Encourage the students to discuss how their heroes might motivate them to be a better person.



For an assignment, have the students write a one page essay about their personal hero. They should explain who this person is, how they know them, why that person is their hero, how this person has impacted their life, and why other people should look up to this person. You can even ask them to draw pictures of themselves and their heroes.

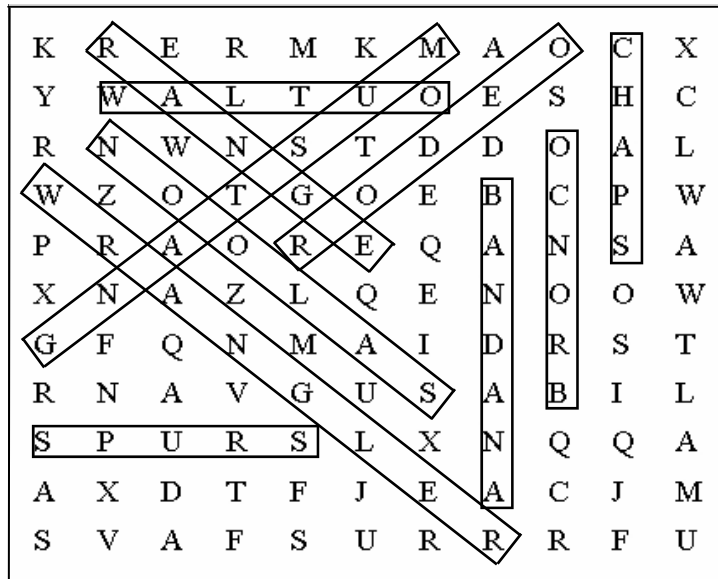
**Let the students know that everyone can have a hero, no matter who it is!**

# A Tumblestone Tune

## Answer Key For Teacher Use Only

### Math Wrangler

1. 40 glasses of root beer
2. 43 total coins
3. 3 whole gallons
4.  $4 + 3 + 21 + 9 = 37$



### Let's See What You Know

1. Amiga #3 is very surprised that Quick Whip used to be the bad guy, and Robbing Robby used to be the good guy.
2. Quick Whip feels bad for all the people he stole from, and then he experiences the strange lasso of sound and realizes he should do something good with what he can do!
3. Amiga #3 discovers that Tumblestone has no crime because of what Quick Whip has been doing, and she realizes that anyone, including herself, can do something to make a difference.
4. *(answers may vary)* You could help out by making friends with someone lonely, cleaning up trash, or helping students who are struggling to learn a concept.
5. *(answers may vary)* Singing, creating, or playing music takes focus and energy. It is rewarding and keeps you interested, leaving less time and desire for trouble-making.

### Choose the Victim

- |              |             |
|--------------|-------------|
| 1. notorious | 7. tension  |
| 2. devious   | 8. flair    |
| 3. advantage | 9. incident |
| 4. ban       | 10. bandit  |
| 5. holster   | 11. reckon  |
| 6. squad     | 12. defeat  |

### Clever Classmates

Answers will vary.



**Playbooks Reader's Theater**

27702 Crown Valley D-4 #165

Ladera Ranch, CA 92694

**1-866-616-7562**

**[www.playbooks.com](http://www.playbooks.com)**

© 2010 Playbooks Reader's Theater, Ladera Ranch, CA  
The Playbook® format is protected under U.S. Patent Nos. 6,683,611,  
6,859,206, and 7,456,834 with additional patents pending.