


# Babbles Bizarre



## Supplemental Activity Workbook

Name \_\_\_\_\_



# Gabbing with Sight Words

**Part A—Directions:** Fill in the blanks with the missing words. Choose words from the word bank below.

a      am      at      is      an      by      do      I

1. I \_\_\_\_\_ going to the store.

2. \_\_\_\_\_ like candy.

3. Look \_\_\_\_\_ the dog.

4. The ball \_\_\_\_\_ blue.

5. I want \_\_\_\_\_ cat.

6. What \_\_\_\_\_ you like to eat?

7. There is \_\_\_\_\_ ant!

8. My coat is \_\_\_\_\_ my boots.

**Part B—Directions:** Use the words in the word bank to help you find the hidden words in the word search.

a	b	c	d	c	d
e	f	g	h	i	o
a	n	j	b	k	o
p	q	w	y	e	a
t	y	u	i	o	t
i	s	s	a	m	I

a	an
am	by
at	do
is	I

Name \_\_\_\_\_

# Rhyming



**Part A—Directions:** Read aloud the words below. Underline the word endings that rhyme in each pair.

A big red bug,  
Ran on the rug.

Well just how nice is that,  
To sit and pet your cat?

I got the bug.  
It is in a jug.

I just took off my hat,  
And now my hair is flat.

**Part B—Directions:** Read aloud the words below and decide if the words rhyme or not. If they rhyme, circle yes. If they don't rhyme, circle no.

1. cat/fat	yes	no
2. bin/cat	yes	no
3. fan/tan	yes	no
4. top/sat	yes	no
5. sit/fit	yes	no
6. map/mop	yes	no
7. rip/can	yes	no
8. ring/sing	yes	no

**Part C—Directions:** Write your own poem! Listen to the teacher read an example. Then, fill in the blanks for the four lines below. The poem does not have to make sense as long as it rhymes.

(1) My pet is \_\_\_\_\_!  
(The last word you write in the blank needs to rhyme with the last word in line three.)

(2) Said \_\_\_\_\_.  
(Write in any person's name.)

(3) The dad said, \_\_\_\_\_.  
(The last word you write in the blank rhymes with last word in line one.)

(4) Does it like \_\_\_\_\_?  
(The last word you write in the blank rhymes with the name written in line two.)

Name \_\_\_\_\_



# Words on Earth

**Directions:** The vocabulary words from the story are listed below. Match each word to its definition and write the correct letter next to the word.

1. \_\_\_\_\_ telephone

A. a written story acted out on a stage

2. \_\_\_\_\_ play

B. a creature not from earth

3. \_\_\_\_\_ bug

C. not on time

4. \_\_\_\_\_ favorite

D. a number that shows you have nothing

5. \_\_\_\_\_ alien

E. an aircraft that goes into space

6. \_\_\_\_\_ zero

F. you can use this to call friends when they are not with you

7. \_\_\_\_\_ spaceship

G. something you like the best

8. \_\_\_\_\_ late

H. another name for an insect (In this story, it is red.)

Name \_\_\_\_\_

# Talking On The Phone



**Directions:** Read each question below and write your answer using complete sentences.

1. What did Babbles like to do with the phone numbers she collected?

\_\_\_\_\_

2. What did Babbles tell her friend, Mrs. Brown, that she had lost?

\_\_\_\_\_

3. What did Babbles' friend, Kit Kat, have in a jug?

\_\_\_\_\_

4. Why did Babbles' friend, Mr. Pratt, need to see Miss Claire?

\_\_\_\_\_

5. How did Mr. Pratt want to repay Babbles for her help?

\_\_\_\_\_

6. What did Babbles want her friend, Dan, to bring her?

\_\_\_\_\_

7. Where did Babbles' new friend, Zy-fly-mor, want to go with her?

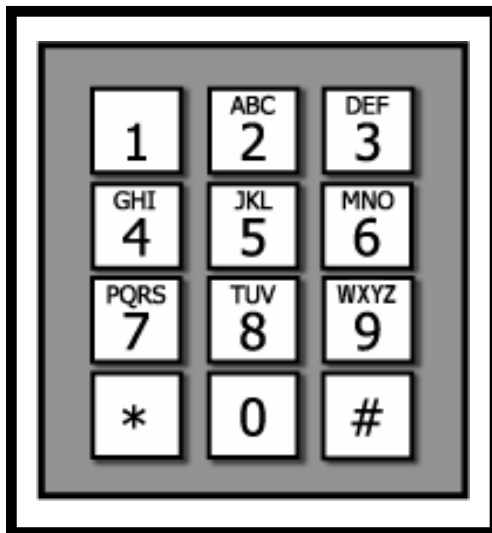
\_\_\_\_\_

Name \_\_\_\_\_



# Telephone Math

**Directions:** Rewrite the following math equations using numbers instead of letters. Then solve each problem. Use the telephone key pad below to help you with each equation.



1.  $D + M = X$

\_\_\_\_ + \_\_\_\_ = \_\_\_\_

2.  $K + B = P$

\_\_\_\_ + \_\_\_\_ = \_\_\_\_

3.  $W + G = J$

\_\_\_\_ + \_\_\_\_ = \_\_\_\_

4.  $N + A = H$

\_\_\_\_ + \_\_\_\_ = \_\_\_\_

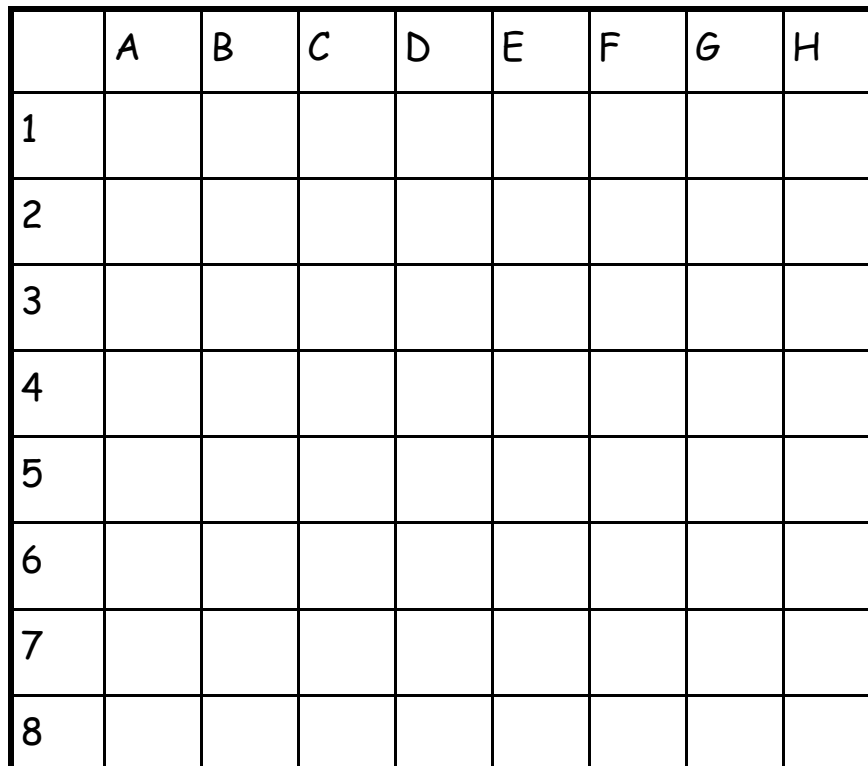

5.  $G + E = R$

\_\_\_\_ + \_\_\_\_ = \_\_\_\_

Name \_\_\_\_\_

# Learn To Draw Zy-fly-mor

**Directions:** Draw Zy-fly-mor on the grid at the bottom of the page. Use the numbers and letters on the top grid to help you draw it. Take one square at a time. Draw the contents of each one. Decide where each line begins and ends within each square. Is it straight or does it curve slightly? If you progress square by square, and only draw what is in each square, you'll find that you should be able to draw very accurately.



All of your friends have special qualities that you like in their personalities. Do you have one friend who is funny or maybe another friend who wants to be an actor? Write about a few of your friends and what you like about them in the space below.

[illegible]



Name \_\_\_\_\_

# Your Own Telephone

Babbles loves to talk on the telephone! It's time to make your own telephone. Work with a friend or a parent from home and follow the directions below. After making the telephone, answer the questions at the bottom of the page.



- ♦ two plastic cups or empty cans
- ♦ long piece of string
- ♦ paper clips
- ♦ a sharpened pencil
- ♦ a friend or guardian

1. Using the pencil, carefully poke a small hole in the bottom of each plastic cup. *(If you are using cans, ask a parent to make the holes for you.)*
2. Tie a paper clip to one end of the string.
3. Starting from the inside of one of the cups, thread the loose end of the string through the hole. The paper clip will keep the string from going all the way through the hole.
4. Now thread the loose end of the string through the hole in the second cup, but this time starting from the outside of the cup.
5. Tie a second paper clip to the loose end of the string. The paper clip should be inside the cup, just like the first one.
6. Pull the cups so that the string becomes stretched. One person should talk into a cup while another person holds the second cup to their ear. You made your own phone!

1. What happens when you talk into one cup? What do you hear in the other cup?

---

---

2. What happens when the string is loose and not stretched out?

---

---

3. Say something into one cup and see if the person on the other end can tell what you are saying. What did you say? Did the other person know what you were saying?

---

---

Name \_\_\_\_\_



# Telephone

Babbles loves to talk on the phone. In fact, she talks on the phone every day. Do you talk on the phone every day, too?

Here is your chance to play a game called Telephone!

To do this, your whole class will need to form a circle or a straight line through the classroom. Then, the first person thinks of a secret sentence or short phrase. The first person whispers the secret to the next person down the line, and that person whispers it to the next, until the person on the end has been told the secret message. Finally, the person on the end says the message out loud, and you get to see if the sentence has been changed as it went down the line! Try this fun game a couple of times!

Write down some examples of what was said by the first person and then what was said by the last person in the line. This will probably make you laugh!

## First Game

First person

---

---

Last person

---

---

## Second Game

First person

---

---

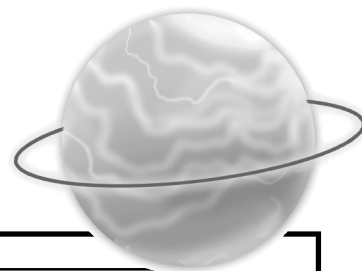
Last person

---

---

# Babbles Bizarre

## Answer Key For Teacher Use Only



### Gabbing with Sight Words

#### Part A

- |       |       |
|-------|-------|
| 1. am | 5. a  |
| 2. I  | 6. do |
| 3. at | 7. an |
| 4. is | 8. by |

#### Part B

a b c d c d  
e f g h i o  
a n j b k o  
p q w y e a  
t y u i o t  
i s s a m I

### Words on Earth

- |      |      |
|------|------|
| 1. F | 5. B |
| 2. A | 6. D |
| 3. H | 7. E |
| 4. G | 8. C |

### Talking on the Phone

1. put them in a jar
2. tickets to a play
3. a big red bug
4. to fix his flat hair
5. give candy to her and her friends
6. a hotdog, mustard, and corn chips
7. to the moon

### Rhyming

#### Part A

bug/rug	that/cat
bug/jug	hat/flat

#### Part B

- |        |        |        |
|--------|--------|--------|
| 1. yes | 4. no  | 7. no  |
| 2. no  | 5. yes | 8. yes |
| 3. yes | 6. no  |        |

#### Part C

Example:

- (1) "My pet is a cat!"
- (2) Said Mrs. Rice.
- (3) The dad said, "Your cat is running to the mat."
- (4) Does it like mice?"

### Telephone Math

1.  $3 + 6 = 9$
2.  $5 + 2 = 7$
3.  $9 - 4 = 5$
4.  $6 - 2 = 4$
5.  $4 + 3 = 7$

### What About Your Friends?

Answers will vary.

### Telephone

Answers will vary.



**Playbooks Reader's Theater**

27702 Crown Valley D-4 #165

Ladera Ranch, CA 92694

**1-866-616-7562**

**[www.playbooks.com](http://www.playbooks.com)**

© 2010 Playbooks Reader's Theater, Ladera Ranch, CA  
The Playbook® format is protected under U.S. Patent Nos. 6,683,611,  
6,859,206, and 7,456,834 with additional patents pending.