

Cross-Curricular Supplemental Activity Packet

Questionella and the Perfect Prince A Fairy Tale of Multiple Choices



This packet contains classroom activity suggestions and worksheets to reinforce concepts from the Playbook® story and to go beyond the story into the content areas of Language Arts, Math, Science, Social Studies, Art, Health, etc., as well as Character Development.

Activities range in age appropriateness and skill level so that teachers can choose activities that best suit their particular students. An Answer Key is provided on the last page.

Name: _____

Test Your Vocabulary



Directions: Write the correct choice from the word bank below on the line next to its definition.

1. _____ to guess or know what is going to happen in the future
2. _____ large rubber shoes shaped like frog feet for helping you swim faster and stronger
3. _____ a plan or method of reaching a goal
4. _____ to rinse water in the throat or mouth by breathing out air
5. _____ to observe or analyze
6. _____ crying
7. _____ a painting of a person
8. _____ to read quickly without reading every word carefully (may be a second reading of the text, or a first reading to be finished more carefully later)
9. _____ being confident in your abilities and not dwelling on the worst that could happen
10. _____ watchful, careful, or cautious
11. _____ someone pretending to be another person and tricking others
12. _____ very important

wary

essential

positive thinking

gargle

flippers

survey

portrait

predict

strategy

imposter

blubbering

skim

Name: _____

Think-a-lot Math

Directions: Complete this multiple choice math worksheet. Circle the letter of the correct response.

1. $n \div 20 = 3,219$

- A. 6,390
- B. 64,380
- C. 160
- D. 55,000

2. $18y = 9,630$

- A. 535
- B. 173,340
- C. 135
- D. 475

3. $1,927 \div x = 47$

- A. 90,569
- B. 75
- C. 7,685
- D. 41

4.
$$\begin{array}{r} 27.1 \\ \times 77 \\ \hline \end{array}$$

- A. 4789.8
- B. 478.98
- C. 2086.7
- D. 208.67

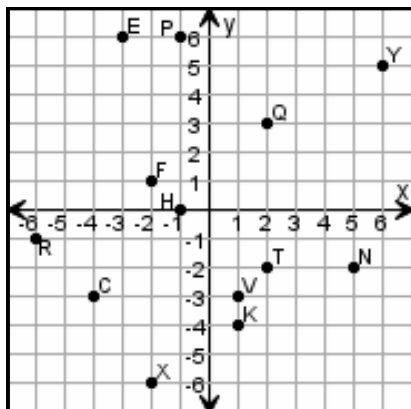
5.
$$\begin{array}{r} 45.5 \\ \times 80 \\ \hline \end{array}$$

- A. 695.1
- B. 6951
- C. 364.1
- D. 3640

6.
$$\begin{array}{r} 38.1 \\ \times 6 \\ \hline \end{array}$$

- A. 228.6
- B. 338.6
- C. 448.6
- D. 558.6

For questions 7-10, choose the correct coordinates for the points on the graph to the left.



7. R

- A. (6, 3)
- B. (-5, -2)
- C. (-6, -1)
- D. (-2, -4)

8. H

- A. (0, -1)
- B. (-1, 0)
- C. (-1, 1)
- D. (-6, -2)

9. V

- A. (-3, 1)
- B. (5, 5)
- C. (1, -4)
- D. (1, -3)

10. F

- A. (-2, 1)
- B. (-1, 1)
- C. (2, -2)
- D. (6, 6)



Name: _____

Being Prepared

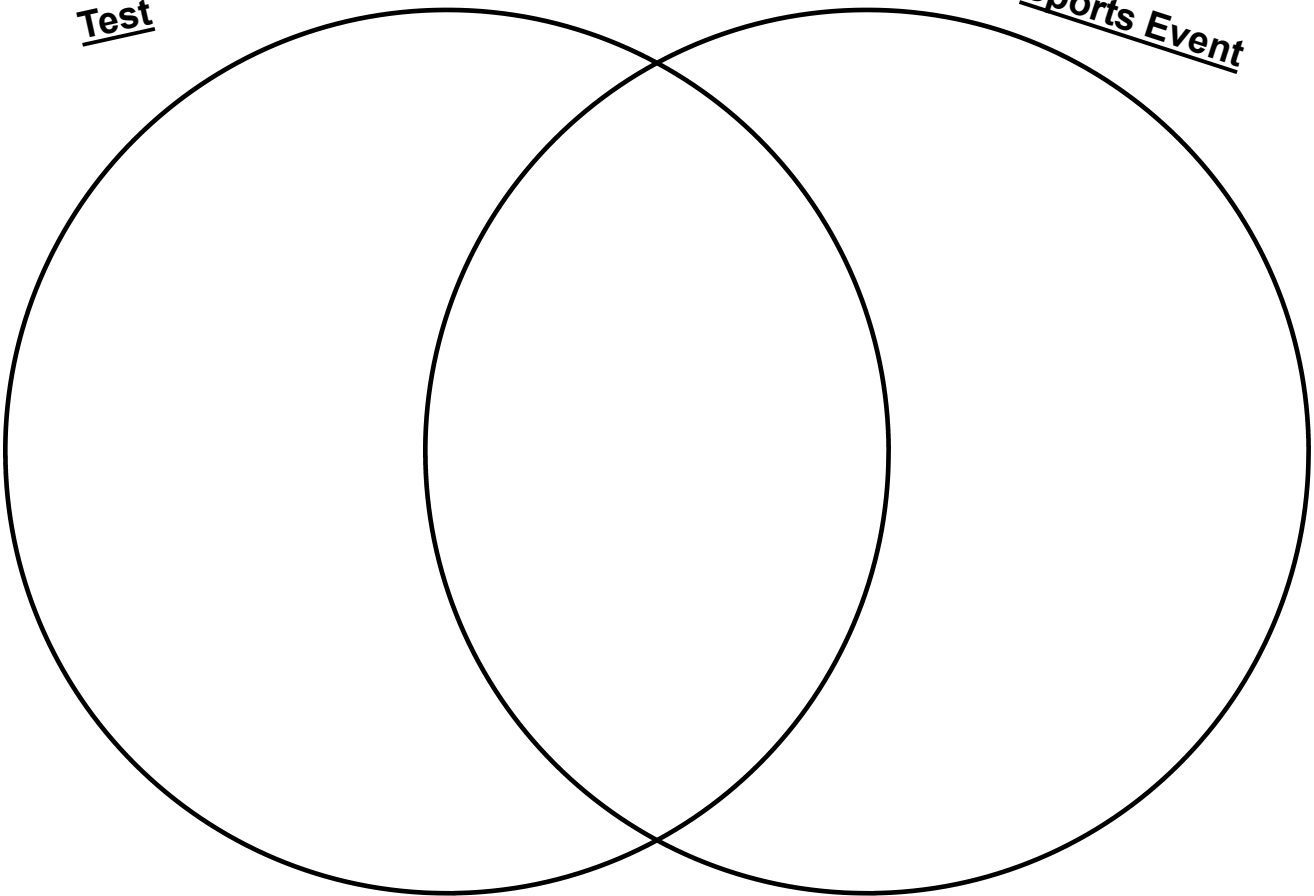


Directions: Preparing for a test can be a lot like preparing for a sports event. Use the Venn Diagram below to compare and contrast the things you should do to prepare mentally and physically for taking a test and participating in a sports event. Then write on the lines below what you learned from this exercise. Were you surprised at the similarities?

Test

Both

Sports Event



Name: _____



Slick, Tricky Voices

The story of Questionella warns that incorrect answer choices may have “slick, tricky voices.” Let’s see what these voices might look like on a test and what you can do to sort them out!

- Look carefully at choices containing words such as **never**, **always**, or **none**. These words indicate no flexibility and often (but not always) are incorrect choices.
- Look carefully at choices containing negatives like **not** or **unless**. Use of multiple negatives is sometimes confusing, so try replacing double negatives with a positive statement. For example, transform the answer choice, “*Killer whales **never** eat seals **unless** they are very hungry*” into “*Killer whales eat seals when they are very hungry.*”
- Eliminate answers that stand out because they seem much different from the other choices, but are incorrect.
- Some answers sound similar to the correct answer, but mean something different. Identify the difference when choosing between two remaining answers.
- Look carefully at question wording including **most likely**, **is similar to**, and **not likely**. Questions like this are asking you to draw conclusions or make an evaluation. When you see this, ask yourself what the story told you, and then think about what you know about the same type of situation in real life. When you put these things together you can figure out the correct answer!

Directions: On the lines below, explain what parts of multiple choice tests have been difficult for you in the past. Then discuss with your classmates and share ideas on how to approach these tricky portions of tests.

Name: _____

Greatest Test-Taking Strategies EVER!



PREPARING FOR A TEST

1. Practice positive thinking.
2. Learn **HOW** to answer multiple choice questions.
3. You need information about the subject of the test!
4. Take time to think about each question; don't just circle **ANY** answer.

Directions: According to the Wary Godmother, you should follow the four steps above to be prepared for taking a test. Below, explain what each step above means. What should you do to help you fulfill each step?

1. _____

2. _____

3. _____

4. _____

Now, once you are ready for the test, use the tips below to help you perform the best you can!

TAKING A READING TEST

1. Read the title and predict. What's this about?
2. Read the questions first, if time allows.
3. Underline the main ideas while you read the selection.
4. On long passages, take a very short break (30 seconds) between every few paragraphs.
5. Visualize the selection.
6. Read all the choices before deciding on an answer.
7. Eliminate poor or silly choices by marking them out with a pencil.
8. Skim the selection for answers.
9. Use context clues to help you with unknown words.
10. Choose the **BEST OVERALL** answer when more than one answer choice seems correct.
11. Pick an answer for every question ... even if you feel you don't **know** the answer.
12. Go back and check to make sure you didn't skip any questions.

TAKING A MATH TEST

1. Underline the question. (What is it asking you?)
2. Circle key information.
3. Decide which strategy is best to use.
4. Solve the problem, and then ask...does this make sense?

Activity Option A: Make a paper hat with one of the test-taking strategies explained above as a slogan. Before the day of an important test, have a parade with your classmates on school grounds showing off your hats and test strategies for all to see!

Activity Option B: Make a Test-Taking Strategies Kit from a shoebox or paper bag. Decorate your box or bag and write each test-taking strategy on a slip of paper to put inside your kit. When you feel nervous about taking a test, just pull out one of the paper strips to remind yourself how to do your best, and share with a friend.

The Multiple Choice Rap

Directions: Below is the rap you read at the end of *Questionella and the Perfect Prince*. Now you can hear the fun song recorded on a CD and learn to rap it to music! First, you will listen to the song in its final form. Then, you will hear a slower version of the song and will practice along with it, and then the fast version. Finally, you will be able to rap the song to a background music track by yourself or with your classmates! Use the lyrics below to learn and perform!

The Multiple Choice Rap

When you read a question on a Think-a-lot test,
You have 4 choices; only one of them is best.
So, to help you decide which answer you should bubble,
We'll share a little ditty that will save you time and trouble.

We'll give each answer a **PERSONALITY**:
A character, a name, an ... **I-IDENTITY**.
So, if you want to pass the test with a high score,
Let us introduce you to our fabulous four!

Let us introduce you to one of the four.
I'M JUST HERE, get out on the floor!

I'M JUST HERE, I have no purpose or point
I'm just hangin' out at this testing joint.
I might contain a word from the passage you've read,
I'm NOT the right answer, so get it in your head!

*Next in line is the **SILLY BILLY** tike.*
Get out on the floor and rap into the mike!

They call me **SILLY BILLY**, yes, that is my name.
You can call me this because my answer is LAME!
If you read the question I don't make any sense.
I'm not the right choice; I'm just swingin' on the fence!

*Next on the scene is **THE NEXT BEST THING**.*
He kinda looks good with all that bling, bling!
Hey, look at me! I'm **THE NEXT BEST THING**,
Like an "IDOL" runner up, except I don't sing.
If the answer was the PRESIDENT, I would be the VICE,
But before you pick me, you better think twice.

Oh, my, look who's coming through the door.
*I'm sure he's **MR. RIGHT**... **he's the best of the four!!!!!!***

I have all the best qualities, my answer is tight.
You should choose me 'cause I'm **MR. RIGHT**!
I answer the question and my point is clear.
Better read ALL the choices 'cause I'm sittin' right here!


I'M JUST HERE and **SILLY BILLY** choices
May try to fool you with their slick tricky voices.
THE NEXT BEST THING may seem awfully sweet,
But only **MR. RIGHT** will ... sweep you off your feet!



Name: _____

Choosing the Prince

Directions: In the story, Questionella identifies the Diamond Prince as the true prince using observations she makes about each of the young men, similar to the way she learns to answer multiple choice questions on a test. Looking at the images of the four possible princes, what are some clues you see that might help you figure out which is the real prince? List as many clues as you can find on the lines below, and explain why they are useful.



1. _____

2. _____

3. _____

4. _____

5. _____

6. _____

7. _____

8. _____

Doing the Right Thing



A major problem in schools today is that of students cheating on tests and assignments. Kids often think that “everybody does it” and it is not a serious issue ... but it has serious consequences, whether you are caught or not.

The story of Questionella raises issues of the opportunities there may be for cheating. When Questionella is alone in the royal library, she sees four paintings that are covered to hide the identities of the prince and the three imposters. Questionella could easily have looked under the coverings and discovered which young man was the prince while everyone else was busy dancing in the ballroom, but she did not look. Chances are, you will have opportunities now and then to cheat on tests or other assignments, but it is up to you to be true to what you know is right and take the honest route.

What is Cheating?

Cheating includes copying words directly from someone else to write an essay, such as text in a book or an online source, getting answers to assignments or tests from other students, not doing your own work on projects or other assignments, using unfair aids during tests, and a large range of other offenses.

Consequences of Cheating

- Cheating results in an “ethics violation” on your school record—permanently. You may be forced to give up sports or other extra-curricular activities you enjoy participating in.
- More and more schools are adopting a “zero tolerance” policy on cheating which means ALL incidences and forms of cheating will be punished equally, with no lenience based on circumstances.
- Your offense against your school is not the only one you make when you cheat; you also do wrong to your classmates by giving yourself an unfair advantage over them on an assignment or test. It is not fair to let your hard-working classmates receive lower scores than you because you cheated.
- You also impair your own learning and future success. If you depend on cheating to pass classes in elementary through high school, you won’t know how to do well honestly in college, where cheating carries much higher consequences including automatically failing the course and more.

How to Help Yourself?


- Do not procrastinate. Start your assignments, projects, or studying when you should.
- Write down on a planner or calendar when you should begin a project, especially if it is meant to be completed over an extended period of time.
- Avoid distractions such as television or instant messaging when studying and doing homework.
- When doing research projects, remember to give credit to your sources, noting them at the end of the report in a format your teacher requests.

Directions: Your teacher will lead a discussion in class about how to reduce cheating in school. Your teacher will call on students to share their ideas and write them on the board. In a study, 98% of students agreed with the statement, “It’s important for me to be a person of good character.”* This shows the overwhelming majority of students want to do what’s right—the school environment just needs to encourage students to be the best they can.

*Study by the Josephson Institute

Name: _____

Fractured Fairy Tales



Questionella and the Perfect Prince is based on the classic story of Cinderella, but it is altered in order to teach a new lesson. This type of story is called a **fractured fairy tale**.

Part A: In the boxes provided below, list the similarities and differences between ***Questionella and the Perfect Prince*** and ***Cinderella***.

| Questionella and the Perfect Prince | Cinderella |
|-------------------------------------|------------|
| | |

Part B: On a separate sheet of paper or on a computer, write your own fractured fairy tale. Choose any well-known fairy tale such as ***Goldilocks and the Three Bears***, ***The Three Little Pigs***, or ***Snow White***. Make sure your story teaches a lesson. You could even write a story in which another fairy tale character needs to prepare for taking a test!

Questionella and the Perfect Prince

Answer Key - For Teacher Use Only



Test Your Vocabulary

1. predict
2. flippers
3. strategy
4. gargle
5. survey
6. blubbery
7. portrait
8. skim
9. positive thinking
10. wary
11. imposter
12. essential

Being Prepared (Sample answers)

Sports Event

- drink a lot of water to stay hydrated
- stretch beforehand

Test

- study the information you will need beforehand

Both

- get a good night's sleep before
- eat a healthy breakfast before
- practice the skills you will need ahead of time
- pay attention to your teacher/coach during class/practice
- exercise positive thinking
- imagine yourself going through the motions of taking your test or doing your sport

Think-a-lot Math

1. B
2. A
3. D
4. C
5. D
6. A
7. C
8. B
9. D
10. A

The Greatest Test-Taking Strategies EVER!

(Sample answers)

1. Be confident in your abilities and don't expect the worst.
2. Learn test-taking strategies such as the one taught in this book, giving test answer choices the identities of SILLY BILLY, I'M JUST HERE, THE NEXT BEST THING, and Mr. RIGHT.
3. Study the material and pay attention in class!
4. Read ALL the answer choices before picking one, or you might confuse THE NEXT BEST THING with MR. RIGHT.

Choose the Prince

(Sample answers)

- Ruby Prince looks like a clown, like SILLY BILLY.
- Sapphire Prince looks bored.
- Emerald prince and Diamond Prince are the only ones holding books.
- Diamond Prince is the only one covering the "Choose Me" on his shirt, making him seem more modest.
- Diamond Prince is the only one looking directly out of the illustration at the viewer.


Fractured Fairy Tales (Sample Answers)

Questionella

- has a kind stepmother
- is friends with a small creature: a bookworm
- is invited to a ball at the palace hoping to be chosen to attend the royal university and be the prince's study partner.
- is visited by the Wary Godmother, a tooth fairy

Cinderella

- has a wicked stepmother
- is friends with small creatures: mice
- is invited to a ball at the palace, hoping to be chosen to marry the prince
- is visited by her Fairy Godmother



Playbooks Reader's Theater

27702 Crown Valley D-4 #165

Ladera Ranch, CA 92694

1-866-616-7562

www.playbooks.com

© 2010 Playbooks Reader's Theater, Ladera Ranch, CA
The Playbook® format is protected under U.S. Patent Nos. 6,683,611,
6,859,206, and 7,456,834 with additional patents pending.