

Cross-Curricular Supplemental Activity Packet

Send Me a Sign



This packet contains classroom activity suggestions and worksheets to reinforce concepts from the Playbook® story and to go beyond the story into the content areas of Language Arts, Math, Science, Social Studies, Art, Health, etc., as well as Character Development.

Activities range in age appropriateness and skill level so that teachers can choose activities that best suit their particular students. An Answer Key is provided on the last page.

Introduce Yourself ... With Signs!

Directions: Practice Buddy and Logan's poem with signs, and learn how to introduce yourself to a deaf person with sign language! Follow the signs shown in the pictures, and refer to the sign descriptions for more detailed directions.



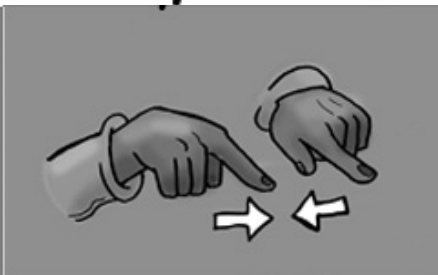
Although I can speak,
What would I do?
If it's *you* I meet,
I'd sign this to you!



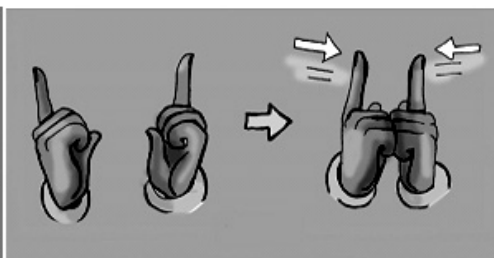
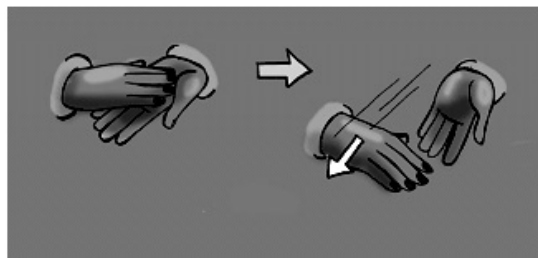
Hello, how are you?
I am fine, and you?
I am fine, too,
It is nice to meet you.



Hello, how are you?




I'm fine, and you? I'm fine, too



It is nice to meet you.

Sign Language Glossary



The sign represents a salute to greet someone.

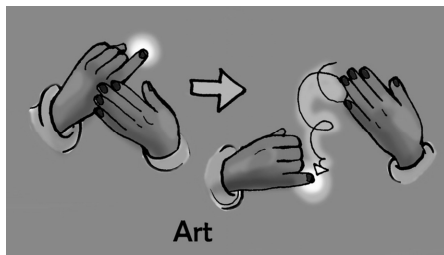
Start with hand on forehead and move forward to salute.



The motion of the hands represents ideas forming while using sign language.

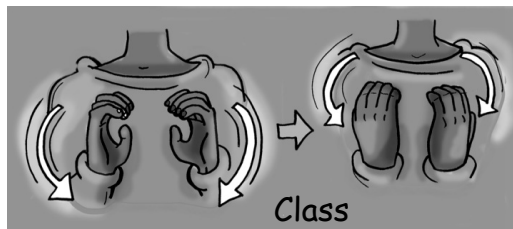
Start with both index fingers extended and facing each other. Move hands in a circular movement.

Then, extend thumb on both hands to create an L shape in front of chest. Create a wiggly downward movement with hands moving away from each other.



The sign represents a drawing, an illustration or sketch on paper.

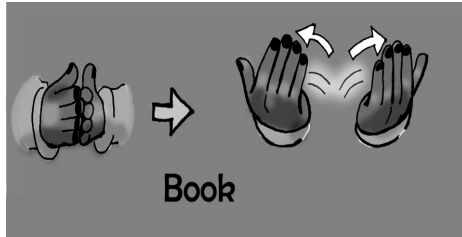
Start with pinky finger extended on right hand and left palm facing finger. Use pinky finger to create a wiggly movement from the top of left hand and end at the bottom of palm.



Initialized sign, letter "c", encompassing a group of people.

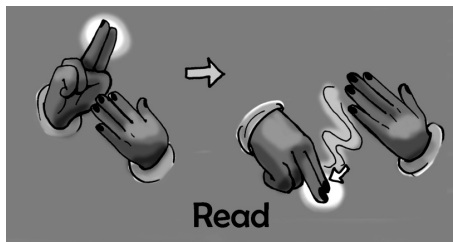
Start with hands in a C shape facing each other. Rotate hands away from each other in an outward circle motion. End with C facing chest.

Sign Language Glossary (continued)



The hands represent opening and closing a book.

Start with hands together, thumbs facing upward. Move hands open and shut, as if you were opening and closing a book. Repeat movement twice.



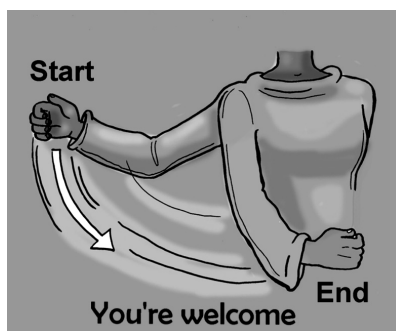
The two fingers represent eyes scanning the page of a book.

Start with your right index finger and middle finger extended at the top of your left hand. Use index and middle finger to create a wiggly movement from the top of left hand and end at the bottom of left palm.



Expressing gratitude by moving ones hand from the mouth and presenting it to another.

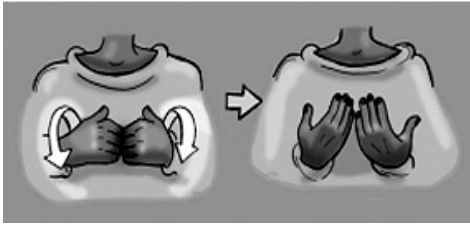
Start with fingertips on mouth, palm facing inward. Move hand forward and end with palm in front of chest.



Bringing hand toward oneself to respond to another person's "thank you."

Start with arm extended outward and move forward.

Sign Language Glossary (continued)



How

Gesture indicates a question.

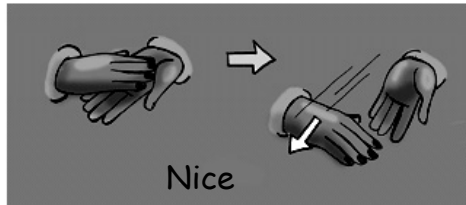
Start with palms facing inward and fingers touching your chest. Rotate hands forward and extend fingers. End with palms facing upward in front of chest.



I'm fine

Represents a good feeling coming from inside you.

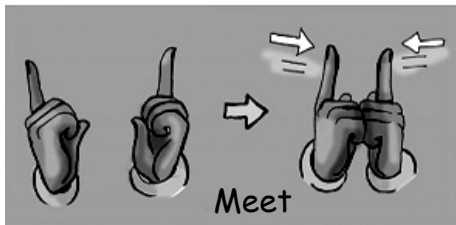
Place thumb on chest and move hand forward and backward. Repeat movement.



Nice

The sign represents something pleasant and looks like wiping something clean.


Start with left hand in front of chest, with palm facing upward. Place right hand with your palm facing down over left hand. Move right hand across the left.



Meet

The fingers represent two people approaching one another when meeting.

Start with your index fingers extended on both hands and palms facing each other. Move both hands towards each other until they touch in the middle.



You

Pointing toward the person one is referring to.

Start with index finger extended and point forward towards the person you are indicating.



Too

Showing two similar things side by side.

Start with index fingers extended on both hands and palms facing down. Move hands toward each other.

Name _____

Send Us Your Thoughts



Directions: Answer the questions below about the story, *Send Me a Sign*, in complete sentences.

1. One of the elements that makes a story interesting is when characters change or grow from the beginning to the end of the story. Do you think any of the characters in this story grow? If so, explain who and how they change. Use specific examples of things that happen in the story.

2. How is the story affected by the fact that Shanti is an important character, but no one in your class gets to read her role? Do you still feel like you “got to know her” as well as the other characters? Explain.

3. When Buddy and Logan imitate sign language by waving their hands around, they don’t intend to be rude, but it probably hurt Shanti’s feelings anyway. The boy’s behavior is not acceptable due to their lack of knowledge about deaf people and how they communicate. Have you ever seen a similar situation where someone’s feelings were hurt accidentally? You could describe a case where your feelings were hurt, you accidentally hurt someone else’s feelings, or you saw it happen to someone else. Explain what happened and what you and/or the other people involved learned.

Answer Key

For Teacher Use Only

Send Us Your Thoughts (*Sample Answers*)

1. Buddy and Logan change during the story. They become more knowledgeable about sign language and make an effort to be friendly with Shanti, while at the beginning of the story they are rude to her and don't understand how to act around a deaf person. For example, at the beginning of the story they wave their arms around pretending to speak sign language which is offensive, but at the end of the story they make up a proper poem and learn the accompanying signs to share it with a deaf person. The poem also helps teach anyone important signs they might need to communicate with a deaf person upon first meeting.
2. I still felt like I got to know Shanti as a character. Even though Shanti does not speak, Miss Sybil shared her words with the rest of the class and the readers. The other characters also interact with her, and the theme of the story is her role as a new student who is deaf. She is also featured in the illustrations which helped me see her place in the story even better.
3. *Answers are individual and will vary widely.*





Playbooks Reader's Theater

27702 Crown Valley D-4 #165

Ladera Ranch, CA 92694

1-866-616-7562

www.playbooks.com

© 2010 Playbooks Reader's Theater, Ladera Ranch, CA
The Playbook® format is protected under U.S. Patent Nos. 6,683,611,
6,859,206, and 7,456,834 with additional patents pending.