

SURPRISE! UH-OH! OH, NO!




Supplemental Activities Workbook

Name: _____

FIND THE WAY TO THE PARTY

Directions: Freddy, Fifi, Fern, and Felix are going to Mr. Fritz' house. Help them find their way from school to the party so they can celebrate!



Name: _____

PLANNING A SURPRISE

Directions: Read each question about the story and answer in complete sentences.



1. Why do the frogs want to plan a party?

2. What healthy foods do Fifi and Felix want to have instead of candy?

3. What does Fifi help Freddy do for Mr. Fritz' gift?

4. What do the frogs decorate for Mr. Fritz' present?

5. Why does Mr. Fritz stay at home the day of the party?

6. How do the frogs fix the problem?

7. What does Mr. Franco Frog like his students to do?


8. At the end of the story, why are the frogs happy?

9. Give an example of how the frogs help each other in the story.

Name: _____

YOUR TURN TO WORK TOGETHER

Directions: Pretend you are planning a surprise party for someone with your friends, family, or both! In the box below, draw a picture of the place where you will have the party and make a layout showing where everything will go.



Below the picture, write a list of the things you and your family and friends will have to do to plan the party. Write the person's name at the beginning of the line, followed by what they will do for the party. Your list should tell what food, decorations, activities, and anything else you can think of that you will have at your party.

A large empty rectangular box with a green border, intended for drawing a picture of the party location and layout.A series of horizontal lines for writing a list of things to do to plan the party.

Name: _____

BE CREATIVE!


Directions: Pretend the birthday of *your* favorite teacher is coming up. Draw a party hat or a box that you would make and decorate for him or her. On the lines, write five sentences telling what you like about your favorite teacher.



Write about your teacher here:

Draw your picture here:

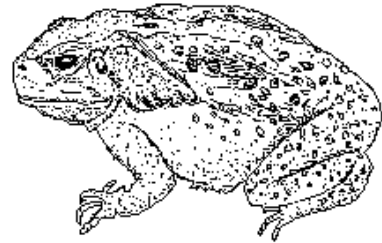
FUN FROG FACTS




Teacher Note: Your students will probably need help reading these fun frog facts. You may wish to read them aloud to the class.

How are frogs different from toads?

- Frogs have long hind feet used for swimming and jumping.
- Frogs have slimy, smooth skin for living in wet places.
- Toads have short bodies and short legs.
- Toads have dry, warty skin.
- Toads have poison glands behind their eyes.



More Frog Facts



- Frogs hatch from eggs and look like tiny fish, called tadpoles. As the tadpole grows and gets bigger it begins to look more and more like a frog.
- Frog eyes can be many different colors and shapes.
- Frogs have long tongues that roll out quickly to catch bugs.
- Some frogs have sticky feet for climbing trees.
- Frogs can jump a distance over 20 times their own length. This would be like a person jumping 100 feet!




• Frogs don't need to drink water because they absorb it through their skin. They also absorb oxygen through their skin, but this only works when the skin is wet so it is important for them to stay near water.

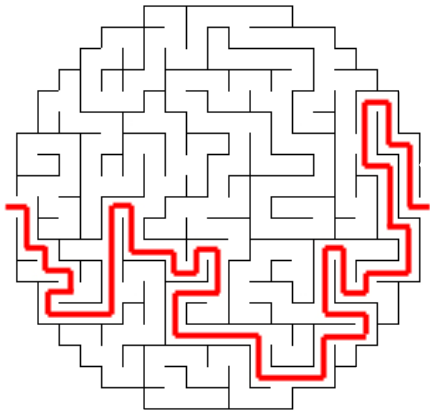
- Frogs generally live between 4 and 15 years. One long living toad lived to be 40 years old!
- The biggest kind of frog is the Goliath Frog which can be nearly a foot long (not counting the legs) and weigh as much as a large house cat.

ANSWER KEY

FOR TEACHER USE ONLY



Party Maze

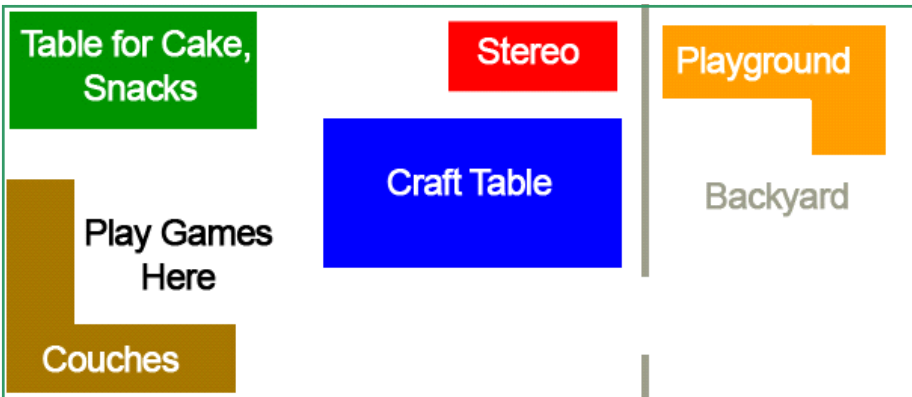



Planning a Surprise

1. Mr. Fritz's birthday is coming up.
2. Fifi and Felix suggest fruits like apples and grapes.
3. Fifi helps Freddy draw a dinosaur for the pencil box.
4. The frogs decorate a pencil box for Mr. Fritz's present.
5. Mr. Fritz stays home because he broke his arm.
6. The frogs decide to have the party at Mr. Fritz's house.
7. Mr. Franco Frog likes his students to work together.
8. The frogs are happy because they worked together, made Mr. Fritz happy, and had fun doing so.
9. *(Sample answers)* Each frog offers to do something to get ready for the party. Fifi volunteers to help Freddy blow up the balloons. Freddy says he will put candles on the cake. All the frogs help write the poem for Mr. Fritz.

Your Turn to Work Together

(Sample Party Layout)





Playbooks Reader's Theater

27702 Crown Valley D-4 #165

Ladera Ranch, CA 92694

1-866-616-7562

www.playbooks.com

© 2010 Playbooks Reader's Theater, Ladera Ranch, CA
The Playbook® format is protected under U.S. Patent Nos. 6,683,611,
6,859,206, and 7,456,834 with additional patents pending.