

The Three Little Pigs



This packet contains classroom activity suggestions and worksheets to reinforce concepts from the Playbook® story and to go beyond the story into the content areas of Language Arts, Math, Science, Social Studies, Art, Health, etc., as well as Character Development.

Activities range in age appropriateness and skill level so that teachers can choose activities that best suit their particular students. An Answer Key is provided on the last page.



All About Houses

Directions: Read each question below and answer all the questions.

1. What material did Big Brother Pig use to build his house?

2. What material did Sister Pig use to build her house?

3. What material did Little Brother Pig use to build his house?

4. Why didn't Big Brother Pig and Sister Pig want to work with Little Brother Pig to build a house?

5. Which house did the wolf go to first?

6. What did the wolf do at the second house that he did not do at the first house?

7. How did the wolf try to get into Little Brother Pig's house made of bricks?


8. What did the wolf meet at the bottom of the chimney?

9. What lesson did Big Brother Pig and Sister Pig learn from Little Brother Pig?

10. Have you ever used materials to build something? Describe what you built.

Name _____

Vocabulary




Directions: Choose the correct definition for each of the following words.

- | | |
|--------------------|---|
| 1) _____ busy | A) a single stalk or stem of grain |
| 2) _____ materials | B) a block of clay hardened and used for building |
| 3) _____ sticks | C) to satisfy or gratify |
| 4) _____ rewarded | D) a rapid, lively dance for one or more persons |
| 5) _____ straw | E) substance of which a thing is made |
| 6) _____ chimney | F) a passage through which smoke and gases from a fire escape |
| 7) _____ brick | G) actively and attentively engaged in work or pastime |
| 8) _____ jig | H) a branch or stem cut from a tree or shrub |

How to Draw a Pig

Directions: Follow the step by step pictures to draw your own pig on a separate piece of paper.



Name _____

Short i Sound




Directions: Choose the word from the word bank that best answers each question.

pigs bricks fix fish hill quick
sticks big spin wind grin little

1. Little Brother Pig used _____ to build his house.
2. The three pigs needed to be _____ to build houses before winter came.
3. The wolf ran up a _____ to watch the pigs.
4. Sister Pig used _____ to build her house.
5. The pigs would not try to _____ their broken houses.
6. Sister Pig and Big Brother Pig went to catch _____ from the lake.
7. The three _____ all lived together in the end.
8. Little Brother Pig heard stories of a _____, bad wolf who lived in the nearby forest.
9. Sister Pig liked to _____ around when she danced.
10. The happy wolf began to _____ as he thought of ways to catch the pigs.
11. Little Brother Pig made his _____ house bigger so his brother and sister could live in a safe house.
12. Little Brother Pig warned that the houses must protect the pigs from the _____, snow, and cold.

Opposites Can Be Related

Addition and Subtraction are related. They are called inverse operations. So, if Sister Pig wants to know what 9 plus another number equals 13, she can do $13 - 9$ instead to figure out the missing number. An example of this is given below.



Sister Pig is wondering ...
what number plus 9 equals 13.

$13 - 9 = \underline{4}$
 Or
 $9 + \underline{4} = 13$

1. $15 - 7 = \underline{\quad}$
 so
 $7 + \underline{\quad} = 15$

5. $18 - 9 = \underline{\quad}$
 so
 $9 + \underline{\quad} = 18$

2. $13 - 8 = \underline{\quad}$
 so
 $8 + \underline{\quad} = 13$

6. $17 - 8 = \underline{\quad}$
 so
 $8 + \underline{\quad} = 17$

3. $16 - 9 = \underline{\quad}$
 so
 $9 + \underline{\quad} = 16$

7. $16 - 7 = \underline{\quad}$
 so
 $7 + \underline{\quad} = 16$

4. $16 - 8 = \underline{\quad}$
 so
 $8 + \underline{\quad} = 16$

8. $15 - 8 = \underline{\quad}$
 so
 $8 + \underline{\quad} = 15$

Lets All Sing and Dance A Jig

Who's afraid of the big bad wolf
Big bad wolf, big bad wolf?
Who's afraid of the big bad wolf?
Tra la la la

Long ago there were three pigs
Little handsome piggy-wigs
For the big, bad very big very bad wolf
They didn't give three figs

Number one was very gay
And he built his house of hay
With a hey hey toot
He blew on his flute
And he played around all day

Number two was fond of jigs
And so he built his house with twigs
Hey diddle-diddle
He played on his fiddle
And danced with lady pigs

Number three said "Nix on tricks
I will built my house with bricks"
He had no chance
To sing and dance
'Cause work and play don't mix

Ha ha ha! The two little
Do little pigs just winked and laugh, ha
ha!

Who's afraid of the big bad wolf
Big bad wolf, big bad wolf?
Who's afraid of the big bad wolf?
Tra la la la la

Came the day when fate did frown
And the wolf blew into town
With a gruff "puff-puff" he puffed
just enough
And the hay house fell right down

One and two were scared to death
Of the big bad wolfie's breath
"By the hair of your chin-ny-chin,
I'll blow you in"
And the twig house answered yes

No one left but number Three
To save the piglet family
When they knock
He fast unlocked
And said "Come in with me!"

Now they all were safe inside
And the bricks hurt wolfie's pride
So, he slid down the chimney
And, oh, by Jimney
In the fire he was fried

Ha ha ha! The three little
Free little pigs rejoice and laughed,
ha ha!

Who's afraid of the big bad wolf
Big bad wolf, big bad wolf?
Who's afraid of the big bad wolf?
Tra la la la la

Who's afraid of the big bad wolf
Big bad wolf, big bad wolf?
Who's afraid of the big bad wolf?
Tra la la la la!



Working Together and Working Hard



Sister Pig and Big Brother Pig learned that working together and working hard pays off in the end. This was important because it saved them from the wolf.



What other advantages are there to gain by "working together" and "working hard"? How do you work together with the people in your class, and how do your actions relate to the story?

List your answers to the questions and then discuss as a group.

1. _____
2. _____
3. _____
4. _____
5. _____
6. _____
7. _____
8. _____
9. _____
10. _____

Name _____



Finders Keepers

M	W	A	C	P	K	D	B	E	O	U	P	P	M	C
U	A	Y	V	H	X	R	R	Z	T	I	M	R	R	W
X	L	T	Q	N	N	A	O	H	G	Z	Z	S	M	R
G	D	T	E	Q	R	W	T	S	O	R	I	F	Z	L
G	D	K	B	R	B	E	H	A	C	U	D	R	P	J
T	Z	V	L	F	I	R	E	L	X	H	S	W	E	X
T	G	G	W	D	D	A	R	F	Q	O	O	E	C	Y
E	K	U	N	U	A	T	L	J	F	V	J	Q	I	Z
T	G	L	J	T	B	V	R	S	Y	Z	L	O	C	H
M	T	R	S	F	F	E	W	G	I	Y	E	H	H	O
F	N	S	C	K	T	L	O	Z	Z	I	I	V	G	R
K	P	H	A	S	C	F	L	Q	U	M	Y	N	X	U
S	K	C	I	T	S	I	F	X	N	B	D	S	C	T
Q	V	S	G	I	J	J	R	E	E	T	P	Z	B	I
L	A	H	T	Y	O	A	Y	B	S	T	R	A	W	S

BRICKS	BROTHER	CHIMNEY
HOUSE	JIG	MATERIALS
PIGS	REWARD	SISTER
STICKS	STRAW	WOLF

To download and print extra copies of this page, visit www.playbooks.com/supplements.

Source: <http://puzzlemaker.school.discovery.com>

Fun Experiment

Here's a fun experiment you kids can do at home!
Bring back your results and discuss as a group!

WHAT'S IN THE WIND

MATERIALS:

- * a few plastic lids
- * petroleum jelly
- * magnifying glass
- * paper punch
- * yarn
- * windy day



PROCESS:

Punch a hole at one end of each lid.

Thread each hole with a length of yarn and knot the ends of the yarn together to form a loop for hanging.

Spread petroleum jelly over one side of each lid.

Take the lids outdoors on a windy day and hang them in various areas.

Leave them outside for about an hour or two to collect what may be blowing in the wind.

Retrieve the lids and see what they have collected.

EXPLANATION:

Some of the items that may have been collected include insects, dirt, seeds and leaves. Use the magnifying glass for further observation.

Hey Kids!

Want to find more weather facts or fun experiments?

Go to: www.weatherwizkids.com

The Three Little Pigs

Answer Key

For Teacher Use Only

All About Houses

1. Straw.
2. Sticks.
3. Bricks.
4. They wanted to play and not work hard.
5. Big Brother Pig's house
6. He pretended to be an old lady and trick the two pigs.
7. He tried to go down the chimney.
8. A fire.
9. They learned that working together and working hard pays off in the end.

Vocabulary

- | | |
|------|------|
| 1. G | 5. A |
| 2. E | 6. F |
| 3. H | 7. B |
| 4. C | 8. D |

Short I Sound

- | | |
|-----------|------------|
| 1. Bricks | 7. Pigs |
| 2. Quick | 8. Big |
| 3. Hill | 9. Spin |
| 4. Sticks | 10. Grin |
| 5. Fix | 11. Little |
| 6. Fish | 12. Wind |

Opposites

1. 8
2. 5
3. 7
4. 8
5. 9
6. 9
7. 9
8. 7

Finders Keepers

M+++++DB+++P+++
+A++++RR++I++++
++T+++AOHG+++++
+++E++WTSO+++++
++++R+EH++U++++
+++++IRE+++S+++
++++++AR++++E++
+++++++L+++++++
+++++++RS++++C+
+++S++EW++++H++
++++KT+O+++I+++
++++SC+L++M++++
SKCITSIF+N+++++
++SGIJ+RE++++++
+++++++YBSTRAW+



Playbooks Reader's Theater

27702 Crown Valley D-4 #165

Ladera Ranch, CA 92694

1-866-616-7562

www.playbooks.com

© 2010 Playbooks Reader's Theater, Ladera Ranch, CA
The Playbook® format is protected under U.S. Patent Nos. 6,683,611,
6,859,206, and 7,456,834 with additional patents pending.