

UCKY DUCK

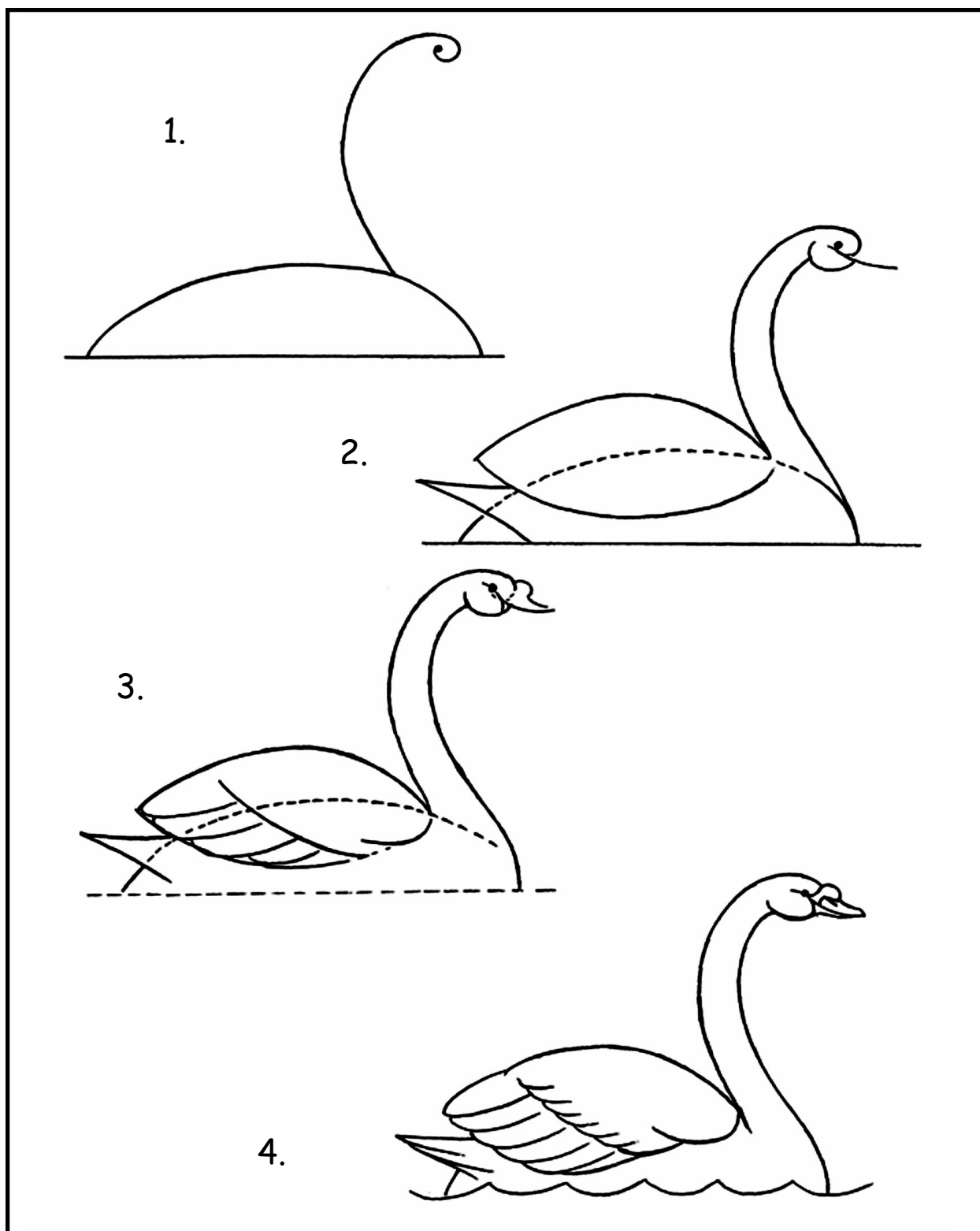


Supplemental Activity Workbook

Name _____

LEARN TO DRAW A SWAN

Directions: On a separate sheet of paper, follow the steps to draw a swan.



IT HAPPENED LIKE THIS

Directions: All of the following events happened in the story, but are in the wrong order. Put these events in the correct order by placing numbers 1 through 12 in the space provided.



- _____ Spencer had trouble swimming with the other ducks.
- _____ Spencer got extensions to make his feathers longer.
- _____ Spencer realized he was a swan and joined his real family.
- _____ Spencer's friends felt sad that he was being sent away.
- _____ Slink said Spencer was the ugliest duck he had ever seen.
- _____ Mother Duck said Spencer was being sent away to a special school.
- _____ Spencer got a big letter "S" branded on his wing to make him look strong.
- _____ Mother Duck noticed there were seven eggs instead of six in the nest.
- _____ Spencer got braces put on his beak to make it straight.
- _____ Spencer sadly went off by himself after the others made him feel different.

Name _____



YOU KNOW "U" WORDS

Directions: Place the ten following **u words** in alphabetical order. Write each word in the space provided.

1. _____

2. _____

3. _____

4. _____

5. _____

6. _____

7. _____

8. _____

9. _____

10. _____

uniform

us

under

unless

urchin

unzip

use

up

ugly

urn

Name _____

WHAT DOES THAT MEAN?



Directions: Choose the correct definition for each of the following words below. Write the letters in the spaces provided.

- | | |
|----------------------|---------------------------------------------------------------------------------------------------------|
| 1) _____ acid rain | A) to walk in short steps while swaying side to side |
| 2) _____ hatch | B) to hit with a sharp slapping blow usually with an instrument |
| 3) _____ swat | C) someone who works for a newspaper, magazine, or television company, gathering and reporting the news |
| 4) _____ extension | D) strikingly beautiful or impressive |
| 5) _____ tattoo | E) acid precipitation in the form of rain |
| 6) _____ waddle | F) a permanent mark fixed upon the body by inserting pigment under the skin |
| 7) _____ brand | G) to emerge from an egg |
| 8) _____ magnificent | H) something that connects or fastens |
| 9) _____ braces | I) a section forming an additional length |
| 10) _____ reporter | J) a mark made by burning with a hot iron to show ownership |

Name _____



NUMBER FUN

			13
			19
	2	0	6
3			10
13	7	15	15

Try to fill in the missing numbers.

The missing numbers are integers from 0 to 10.

The numbers in each row add up to the totals to the right.

The numbers in each column add up to the totals along the bottom.

Name _____

LET'S TALK ABOUT IT!

Directions: Use complete sentences to answer the following questions.
Discuss your answers in class.



With the help of his friends, Spencer attempted to change himself in order to fit in and be something that he wasn't. Have you ever acted differently or dressed differently than you normally would, because you wanted to be like someone or be accepted into a new group? How did this make you feel? Did you keep the changes you made? What did you learn from the experience?

Do you think young people are encouraged to conform or remain true to themselves in today's society? Why?

JUST DUCKY

Here's a project that's everything it's quacked up to be. Cute and fuzzy, this chick might be a duckling! With another color scheme, it could be a baby penguin, goose, or even a swan.



CRAFT MATERIALS:

- 4 white pipe cleaners
- 1 orange pipe cleaner
- googly eyes or markers
- pencil
- fingernail clippers
- glue

Time needed: under one hour

1. Connect two white pipe cleaners end to end.
2. Tightly wrap the two connected pipe cleaners around a pencil to make the body. Separately wrap one white pipe cleaner to make a head.
3. Bend the orange pipe cleaner in half. Thread the folded end into the head and out through the other side. Bend the folded end on top of the head to create a beak.
4. Thread the body onto the orange pipe cleaner below the head.
5. Bend the ends of the orange pipe cleaner into V-shaped feet.
6. For wings, clip and bend two 3-inch sections of white pipe cleaner. Insert the wings into the body. For extra strength, use a dab of glue.
7. Glue on googly eyes or draw them with a marker.



For more fun craft ideas and other family fun activities, visit the website:
www.familyfun.com

FEATHERED FRIENDS



Communities are made up of people with many differences all living together in one society.

In the space provided, write about what you think communities do that help make everyone feel a sense of belonging to the same group. Also, what do you think communities do, or should do, to show support for people's differences? Include as many details as you can. Remember to use complete sentences. Discuss your response in class.

HOW DIFFERENT ARE THEY?


Read the following information about ducks and swans. Then answer the questions at the bottom of the page. Write your answers on a separate sheet of paper.

Ducks and swans both belong to the *Anatidae* family. They both lay eggs that are unspotted and have young that are able to leave the nest and begin feeding themselves soon after hatching. Both ducks and swans nest on the ground, often near water. They will line a spot on the ground with plants and with down (feathers) plucked from the female's undercoat. The down is used to cover the eggs and keep them warm when the female is away from the nest.



A duck's legs are set far back on the body, as are a swan's, providing an advantage in swimming. The male duck is called a drake, the female is called a hen, and young ducks are called ducklings. The drake and hen's feathers look different. Also they make different sounds. The drake has showy feathers during the breeding season and a more muted appearance the rest of the year.

The hen, however, has a somewhat dull coloration all year-round. Most ducks pair with a mate for one season. Females lay large batches of smooth-shelled eggs. A young duckling will follow the first object it sees, whether it be a duck, a duckling or even the hand of an experimenter. Ducks are classified by their eating habits. The dabbling, or surface-feeding, ducks swim around in the water and eat surface plants, aquatic insects, shellfish and insect larvae. The diving ducks dive for their food in search of fish, shellfish, and water plants.



Swans are the largest and most majestic of the waterfowl. They have long necks, heavy bodies, and big feet. Swans are graceful in the air and stately on the water. The male swan is called a cob, the female is called a pen, and young swans are called cygnets. The cob and pen have similar coloring. The cob

mates with the pen and typically forms a lifelong bond. Cygnets emerge short-necked and wear mottled gray or brown plumage for two or more years. Though capable of running and swimming a few hours after hatching, cygnets are carefully tended to by their mothers. For several months, they may ride about on their mother's back. Swans feed on seeds, roots, small invertebrates, and fish eggs. Since swans can plunge their long neck well below the water's surface, they're not in competition with ducks and smaller waterfowl for food. They actually help the smaller birds when parts of plants they're eating float to the surface.

1. What is the main similarity between ducks and swans?
2. Based on the facts above, make a list of the differences between ducks and swans.

UCKY DUCK


ANSWER KEY

It Happened Like This

- 3
- 5
- 10
- 9
- 2
- 8
- 6
- 1
- 7
- 4

You Know U Words

- | | |
|------------|-----------|
| 1. ugly | 6. up |
| 2. under | 7. urchin |
| 3. uniform | 8. urn |
| 4. unless | 9. us |
| 5. unzip | 10. use |



Lets Talk About It
Answers will vary.

Number Fun

			13
6	5	8	19
4	2	0	6
3	0	7	10
13	7	15	15

What Does That Mean?

- | | |
|------|-------|
| 1. e | 6. a |
| 2. g | 7. j |
| 3. b | 8. d |
| 4. i | 9. h |
| 5. f | 10. c |

Feathered Friends
Answers will vary.

How Different are They

- Both belong to the *Anatidae* family.
- They each have different names for the different sexes and offspring. Male and female swans look similar, whereas male and female ducks do not look similar. Swans mate for life, ducks do not. Swans have long necks so they can go deeper under water to find food.



Playbooks Reader's Theater

27702 Crown Valley D-4 #165

Ladera Ranch, CA 92694

1-866-616-7562

www.playbooks.com

© 2010 Playbooks Reader's Theater, Ladera Ranch, CA
The Playbook® format is protected under U.S. Patent Nos. 6,683,611,
6,859,206, and 7,456,834 with additional patents pending.